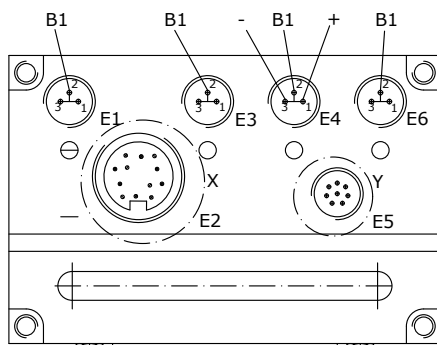
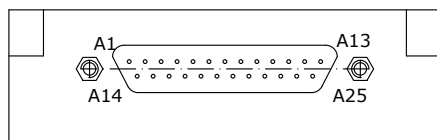


Steckerleiste SL-M8-D43-S18-D12-S25-IP40

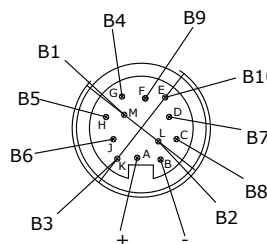


Pinbelegung

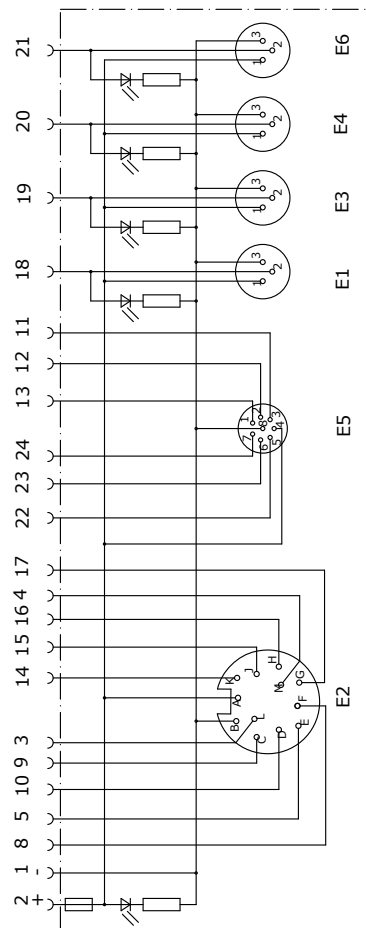
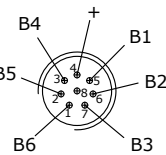
E1/B1	A18	E4/B1	A10	E6/B2	A23
E2/B1	A4	E4/B2	A9	E6/B3	A24
E2/B2	A3	E4/B3	A8	E6/B4	A11
E2/B3	A14	E4/B4	A5	E6/B5	A12
E2/B4	A17	E4/B5	A6	E6/B6	A13
E2/B5	A16	E4/B6	A7	E7/B1	A21
E2/B6	A15	E5/B1	A20	+	A2
E3/B1	A19	E6/B1	A22	-	A1



Ansicht X



Ansicht Y



1
2
3
4